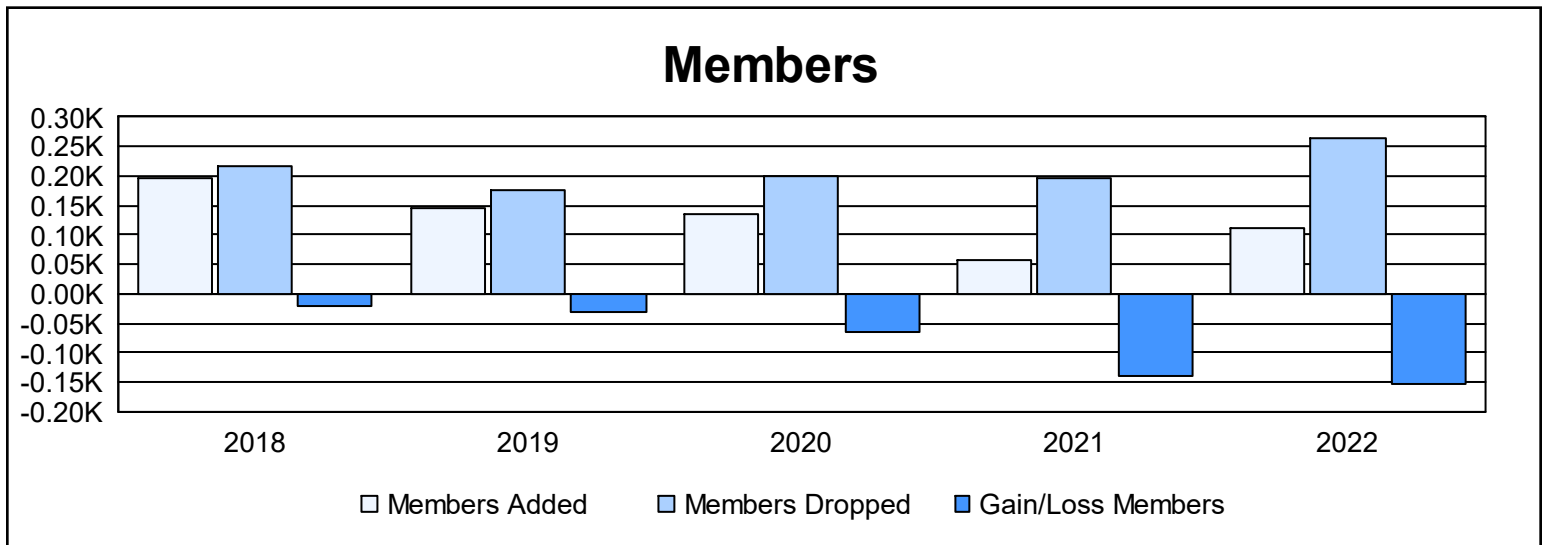
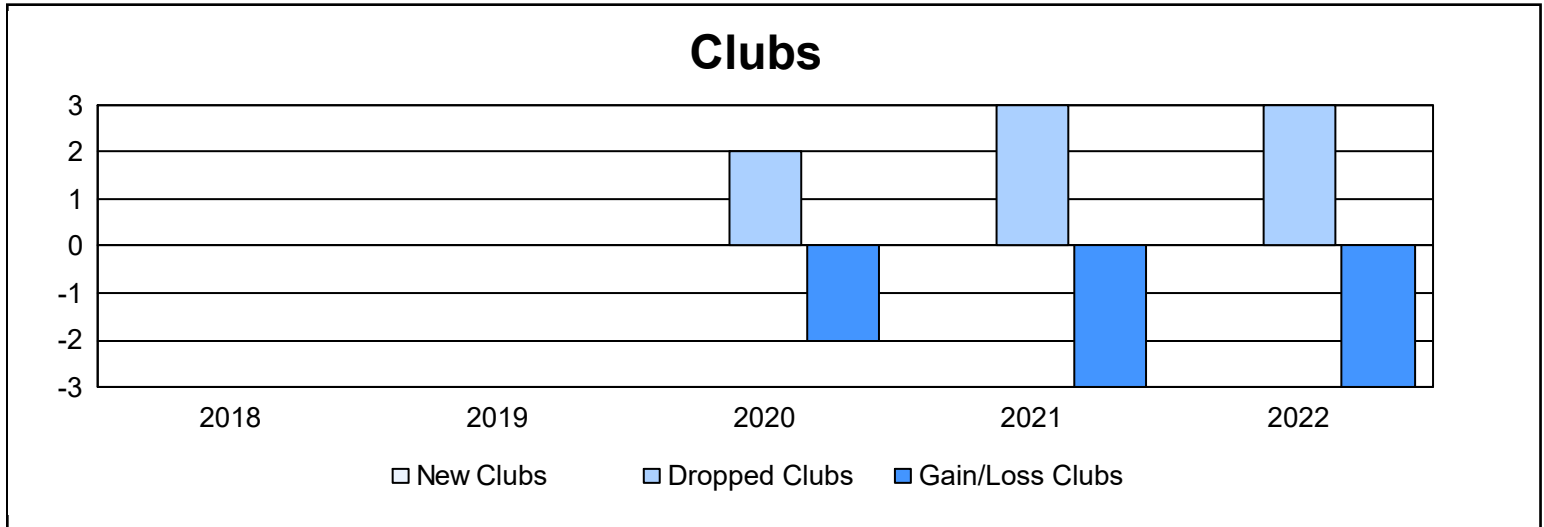
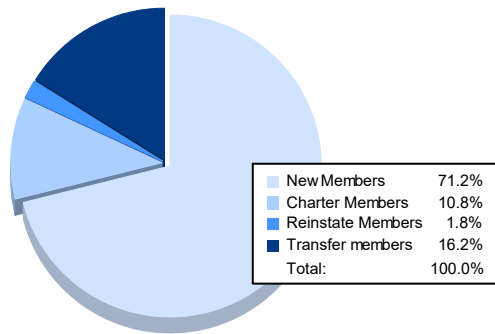


| Year | New Clubs | Dropped Clubs | Gain/ Loss Clubs | New Members | Charter Members | Reinstate Members | Transfer Members | Total Member Added | Total Members Dropped | Gain/ Loss Members |
|----------------|-----------|---------------|------------------|-------------|-----------------|-------------------|------------------|--------------------|-----------------------|--------------------|
| 2017-2018 | 0 | 0 | 0 | 140 | 7 | 2 | 47 | 196 | 217 | -21 |
| 2018-2019 | 0 | 0 | 0 | 119 | 3 | 4 | 20 | 146 | 177 | -31 |
| 2019-2020 | 0 | 2 | -2 | 83 | 5 | 6 | 41 | 135 | 200 | -65 |
| 2020-2021 | 0 | 3 | -3 | 40 | 2 | 1 | 13 | 56 | 195 | -139 |
| 2021-2022 | 0 | 3 | -3 | 79 | 12 | 2 | 18 | 111 | 265 | -154 |
| Average | 0 | 2 | -2 | 92 | 6 | 3 | 28 | 129 | 211 | -82 |



Membership Composition June 2022 Cumulative



Gender Composition June 2022 Cumulative

